PARTS LIST — S83F

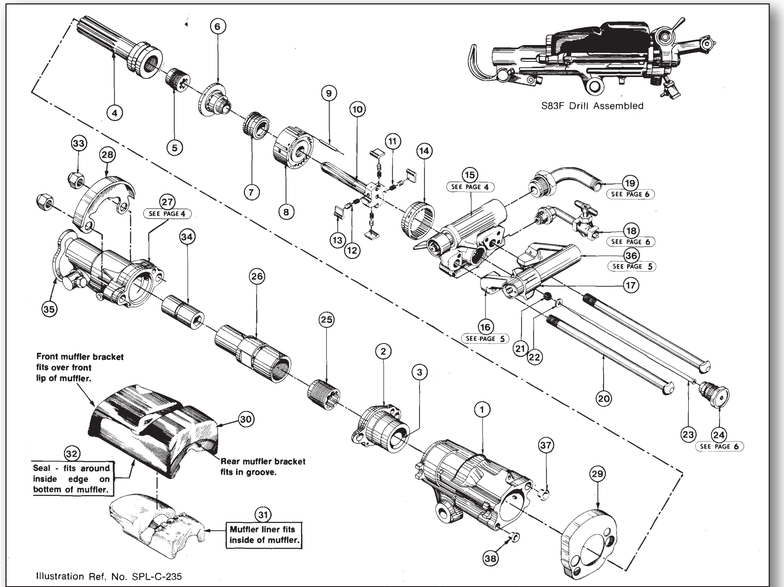

Illustration Ref. No. SPL-C-235

REF. NO.	PART NO.	DESCRIPTION
1	S83F1T	Cylinder
2	S83F1B	Cylinder Bushing Assembly - includes Liner (S53F1L)
3	S53F1L	Liner
4	1S83F9	Hammer
5	S83F2528	Rifle Nut
6	S83F15B	Valve Plug
7	S83F16	Automatic Valve
8	S83F15	Valve Chest
9	S83F15D	Valve Chest Pin
10	S83F2628	Rifle Bar
11	711C	Pawl Spring - 4 required
12	711B	Plunger - 4 required
13	R9111A	Pawl - 4 required
14	S83F3335	Ratchet Ring
15	S83F2X	Backhead Assembly - See Page 4
16	S83F112ABX	D-Handle Assembly - See Page 5
17	1053440	Throttle Handle
18	S48F13X	Water Connection Assembly - See Page 6
19	RB83147X	Air Connection Assembly - See Page 6
20	S83F3	Side Rod - 2 required
21	729B	Tube Gasket
22	1739A	Tube Washer
23	S63F27B	Water Tube - 1/16" Orifice
24	D83N40X	Automatic Wet Gland Assembly - See Page 6
25	S63F7N	Chuck Driver Nut
26	S58F7DA	Chuck Driver
27	1040906	Chuck End - See Page 4 for internal parts
28	1057381	Front Muffler Bracket
29	1057726	Rear Muffler Bracket
	1057795	Muffler Assembly - includes items 30, 31 and 32
30	1057796	Muffler
31	1057797	Liner
32	1057799	Seal - not shown
33	S583N	Side Rod Nut - 2 required
	1057778	7/8" Liner Module - includes Chuck Liner and Steel Puller
34	1041277	7/8" Hex. Chuck Liner
35	S53F36A	7/8" Hex. Steel Puller
	1057779	1" Liner Module - includes Chuck Liner and Steel Puller
34	1041285	1" Hex. Chuck Liner
35	S53F36B	1" Hex. Steel Puller

CHUCK END ASSEMBLY — S83F

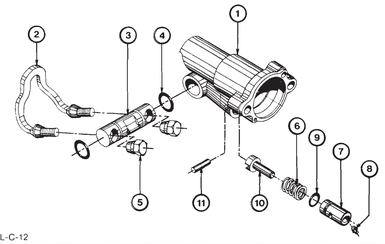

Illustration Ref. No. SPL-C-12

REF. NO.	PART NO.	DESCRIPTION
1	1040906	Chuck End
2	S53F36A	Steel Puller - ¾" Hex
2	S53F36B	Steel Puller - 1" Hex Note - Steel Pullers are included with Liner Modules - see page 3.
3	S53F36TA	Trunnion Assembly — Includes ORP214B O Ring
4	ORP214B	O Ring - 2 required
5	S53F36N	Lock Nut - 2 required
6	S58F36N	Spring
7	1053971	Retainer Assembly — Includes next 2 parts
8	Z1	Grease Fitting
9	ORP210B	O Ring
10	1036703	Detent
11	1053943	Pin

BACKHEAD ASSEMBLY

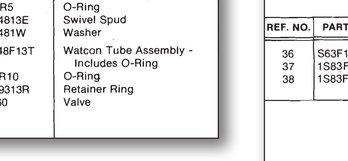

S83F2X BACKHEAD ASSEMBLY

REF. NO.	PART NO.	DESCRIPTION
1	S63F2	Backhead Assembly - Includes OR6 O Ring
2	OR6	O Ring - 4 required
3	S58F12E	Throttle Handle Assembly - Includes S58F12K Key
4	S58F12K	Key
5	S48F12N	Nut
6	WP31	Lock Washer
7	72A	Detent
8	72ES	Spring
9	S83F12B	Throttle Valve

SWIVEL ASSEMBLY — FL7, FL9 TFL14

Illustration Ref. No. SPL-A-78

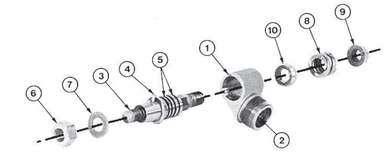

1FL7310X SWIVEL CONE ASSEMBLY
(INCLUDED WITH FEED LEG ASSEMBLY)
• FOR USE WITH FL7 POWER RETRACTED FEED LEG

REF. NO.	PART NO.	DESCRIPTION	REF. NO.	PART NO.	DESCRIPTION
1	FL790	Swivel Assembly - includes O Ring	6	1051134	Hex Thick Nut
2	OR11	O Ring	7	WF12	Washer
3	1FL7594	Pivot Assembly - includes Pin and O Rings	8	FL597	Spring
4	FL7200	Pin	9	FL799	Nut
5	OR21	O Ring - 2 required	10	FL7201	Swivel Cone

SWIVEL ASSEMBLY

Illustration Ref. No. SPL-A-78

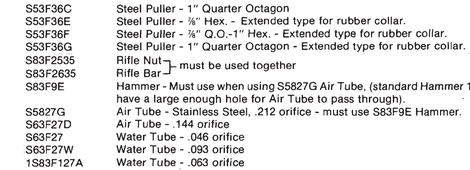

FL990X SWIVEL CONE ASSEMBLY
(INCLUDED WITH FEED LEG ASSEMBLY)
• FOR USE WITH FL9 AND TFL14 FEED LEGS

REF. NO.	PART NO.	DESCRIPTION	REF. NO.	PART NO.	DESCRIPTION
1	FL990	Swivel Assembly - includes O Rings	6	S5835W	Washer
2	OR24	O Ring - 2 required	7	FL994	Swivel Cone
3	FL591	Pivot Assembly - includes O Ring	8	FL995	Swivel Cone
4	OR15	O Ring	9	FL597	Spring
5	NH108	Nut	10	FL599	Nut

D HANDLE ASSEMBLY — S83F

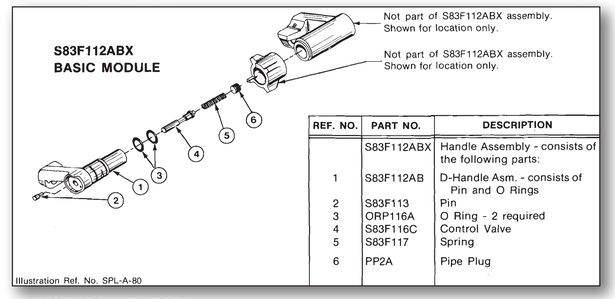

Illustration Ref. No. SPL-A-80

REF. NO.	PART NO.	DESCRIPTION
	S83F112ABX	Handle Assembly - consists of the following parts:
1	S83F112AB	D-Handle Asm. - consists of Pin and O Rings
2	S83F113	Pin
3	ORP116A	O Ring - 2 required
4	S83F116C	Control Valve
5	S83F117	Spring
6	PP2A	Pipe Plug

D HANDLE ASSEMBLIES

NON-POWER RETRACT MODULE 1056027



See page 2 for location.

REF. NO.	PART NO.	DESCRIPTION
36	S63F121	D-Handle
37	1S83F715	Seal - Open ✓
38	1S83F715A	Seal - Solid ✓

POWER RETRACT MODULE 1056026

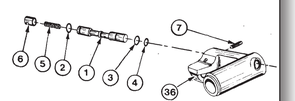

REF. NO.	PART NO.	DESCRIPTION
1	S83F118B	Control Valve Asm. - includes O Rings (ref. no. 2,3 and 4)
2	OR9	O Ring
3	CL5324P	O Ring
4	OR7	O Ring
5	S83F119B	Spring
6	S83F120	Retainer
7	ERP6	Pin
		See page 2 for location.
36	S83F114	D-Handle Asm.
37	1S83F715	Seal (open) - 2 required Use one open seal in place of solid seal (1S83F715A), item 38.

D83N40X GLAND ASSEMBLY — S83F

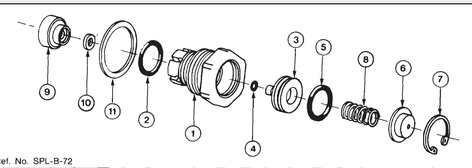

Illustration Ref. No. SPL-B-72

REF. NO.	PART NO.	DESCRIPTION	REF. NO.	PART NO.	DESCRIPTION
1	1056697	Gland Assembly - includes OR18 O Ring	6	D83N42	Cap
2	OR18	O Ring	7	TRR5	Retaining Ring
3	D83N41	Poppet Valve Assembly - includes OR3 and OR18 O Rings	8	D83N43	Spring
			9	D83N44	Retainer
			10	D83N45	Valve Seat
4	OR3	O Ring	11	D8340	Washer
5	OR18	O Ring			

AIR AND WATER CONNECTIONS

Illustration Ref. No. SPL-A-79

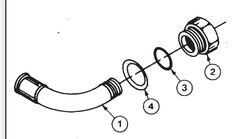

Illustration Ref. No. SPL-C-12

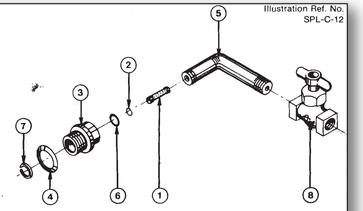

RB83147X AIR CONNECTION

REF. NO.	PART NO.	DESCRIPTION
1	1031946	Air Tube
2	RB83146	Swivel Spud Asm. - includes O Ring
3	OR21	O Ring
4	D73H146W	Washer

S48F13X WATER CONNECTION

REF. NO.	PART NO.	DESCRIPTION
1	S4813S	Screen Assembly
2	OR5	O-Ring
3	S4813E	Swivel Spud
4	S481W	Washer
5	S48F13T	Watcon Tube Assembly - Includes O-Ring
6	OR10	O-Ring
7	D9313R	Retainer Ring
8	760	Valve

ADDITIONAL EQUIPMENT — S83F

Items listed below are available for use with the S83F Feed Leg Drill. Contact a Gardner-Denver Sales Office for price and delivery information.

1S83F780X	SOFT GOODS KIT - Contains all O Rings used in Backhead, D Handle, Auto Wet Gland, Air and Water Connections.
1S83F702X	OVERHAUL KIT - Includes the following parts:
S53F1L	Cylinder Liner
S83F2528	Rifle Nut
S63F7N	Chuck Driver Nut
R9111A	Pawl - 4 required
711B	Plunger - 4 required
711C	Pawl Spring - 4 required
1739A	Tube Washer
729B	Tube Gasket
S53F36TA	Trunnion Assembly - includes ORP214B O Rings
ORP214B	O Ring
1053971	Retainer Assembly - includes ORP210B O Ring and Z1 Grease Fitting
ORP210B	O Ring
Z1	Grease Fitting
1057632	Detent
1053943	Pin
S58F36N	Spring
S53F36N	Lock Nut - 2 required
1052302	Instruction Manual
1056226	OVERHAUL KIT - Includes the following parts:
S53F36A	Steel Puller
S53F36N	Lock Nut - 2 required
S53F36T	Trunnion Assembly - includes (2) ORP214B O Rings
	INDIVIDUAL PARTS - available for the S83F include the following :
S53F36C	Steel Puller - 1" Quarter Octagon
S53F36E	Steel Puller - ⅜" Hex. - Extended type for rubber collar.
S53F36F	Steel Puller - ⅜" Q.O.-1" Hex. - Extended type for rubber collar.
S53F36G	Steel Puller - 1" Quarter Octagon - Extended type for rubber collar.
S83F2535	Rifle Nut ┐ must be used together
S83F2635	Rifle Bar ┘
S83F9E	Hammer - Must use when using S5827G Air Tube, (standard Hammer 1S83F9 does not have a large enough hole for Air Tube to pass through).
S5827G	Air Tube - Stainless Steel, .212 orifice - must use S83F9E Hammer.
S63F27D	Air Tube - .144 orifice
S63F27	Water Tube - .046 orifice
S63F27W	Water Tube - .093 orifice
1S83F127A	Water Tube - .063 orifice
1057795	Muffler Assembly - includes Muffler, Liner and Seal
1057796	Muffler
1057797	Liner
1057799	Seal

RLJ Enterprises, LLC.